



# शहीद महेन्द्र कर्मा विश्वविद्यालय, बस्तर

## Shaheed Mahendra Karma Vishwavidyalaya, Bastar

प्रधानमंत्री-उषा-मेरु विश्वविद्यालय (Accredited by NAAC)

This guideline is for student enrollment, explaining how the university will fill the enrollment form.  
URL:- <https://smkvbaster.ac.in/>




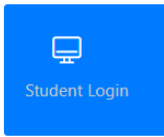
Now you are on the university's official website. Click on 'Examinations' in the menu bar

click on 'Online Enrollment'

select either 'Regular' or 'Private' as per your requirement.



नए बी.ए./बी.एस.-सी./बी. कॉम



**Admission Helpline Support**  
Mobile No. - 08062526441  
TIMING - 10:30 TO 1:30 PM & 2.30 TO 5:30 PM  
Email - smkvhelpdesk@gmail.com

[Complaint Box](#)

### ऑनलाइन प्रवेश प्रक्रिया का विवरण

ऑनलाइन प्रवेश प्रक्रिया का विवरण	ऑनलाइन आवेदन एवं त्रुटि सुधार करने की तिथि	आवेदकों सूची डाउनलोड कर प्रवेश सूची जारी करने की तिथि	दस्तावेज परीक्षण एवं प्रवेश की तिथि
प्रथम चरण	16/06/2025 से 25/06/2025 तक	26/06/2025	27/06/2025 से 06/07/2025 तक
द्वितीय चरण (सीट रिक्त होने पर)	26/06/2025 से 06/07/2025 तक	07/07/2025	08/07/2025 से 17/07/2025 तक
तृतीय चरण (सीट रिक्त होने पर)	07/07/2025 से 16/07/2025	17/07/2025	18/07/2025 से

#### User Manual for Student

- [User Guidelines for Application: Document](#)
- [Re-Admission Guideline for Candidates](#)
- [User Guidelines for Application: Video](#)
- [Video Guideline for Re-Admission](#)

Click to Enrollment

शहीद महेन्द्र कर्मा विश्वविद्यालय, बस्तर  
Shaheed Mahendra Karma Vishwavidyalaya, Bastar  
प्रधानमंत्री-उच्चा-मैरु विश्वविद्यालय (Accredited by NAAC)

EXAMINATION SYSTEM

**Student Login**  
To Login/New Registration

**Administrator Login**  
To Login click here....

**College / Center Login**  
To Login click here....

**Results**  
Click Here to See Result

**HelpDesk**  
Click Here to Login ....

Technical HelpDesk Details

Instructions

**नामांकन संबंधी निर्देश**

1. नामांकन फॉर्म भरने के लिए Student Log In में छात्र/छात्राएं User ID व पासवर्ड (Roll No) के माध्यम से Login करें।

[Save](#)

Given below, then the dashboard will open. After that, click on 'Student Login'.

शहीद महेन्द्र कर्मा विश्वविद्यालय, बस्तर  
Shaheed Mahendra Karma Vishwavidyalaya, Bastar  
प्रधानमंत्री-उच्चा-मैरु विश्वविद्यालय (Accredited by NAAC)

EXAMINATION SYSTEM

**Student Login**  
To Login/New Registration

Technical HelpDesk Details

**Sign in as Student**

Username

Password

[Cancel](#) [Sign In](#)

☐ Remember Me [Forgot Password?](#)

[New User Register Now!](#)

Enter your ID and password

**Info!** Students who wants to change college/status(Regular to Private) or (Private to Regular) will change from "College/Status Change" menu before filling any form. जो छात्र कॉलेज / स्टेटस (रेगुलर से प्राइवेट) या (प्राइवेट से रेगुलर) में बदलाव करना चाहते हैं, वे "कॉलेज / स्टेटस चेंज" मेनू में जाकर बदलाव करे कोई भी फॉर्म भरने से पहले।



College/Status Change



certificate-form



Enrollment



Form Preview



Make Payment

Now you will see the list of hostel admissions. On the right side, based on your program, there is an Edit button – click on it.

#### Hostel Admission

Programme	Semester / Year	Institute/Campus/College	Edit/View	Delete

Click on Enrollment

<b>Application status</b> Applicant Details Academic Details Document Details Photo & Signature Select Subject Preview	<b>Programme</b> B.A - Bachelor of Arts NEP  <b>First Name : *</b> Rohit  <b>Father's Name/Husband's Name : *</b> Test  <b>Date of Birth(DD)## :</b> 15	<b>Institute/Campus:</b> BA (FYUP) SHAHEED MAHENDRA KARMA VISHWAVIDYALAYA, BASTAR, JAGDALPUR - (T112)  <b>Middle Name :</b> Test  <b>Mother's Name : *</b> test  <b>Date of Birth(MM)## :</b> August	<b>Semester - I</b>  <b>Last Name :</b> Last Name  <b>Date of Birth(YYYY) :</b> 1998
--	---	--	--

Now there are a few application steps that you need to fill in, one by one, step by step  
 First, you have to enter the applicant details and then click the Save button below

Application status  
Applicant Details ✓  
Academic Details ✗  
Document Details ✗  
Photo & Signature ✗  
Select Subject ✗  
Preview ✗

Programme Bachelor of Arts NEP - (B.A)
Institute/Campus- BA (FYUP) SHAHEED MAHENDRA KARMA VISHWAVIDYALAYA,BASTAR, JAGDALPUR -(112)
Semester - I

Academic Details of Previous/Qualifying Examination

Level	School / College Name	Board / University Name	Passing Status	Passing Year	Select Percentage/CGPA Type	Marks Obtained.	Total Marks
10th *	ABC	Board Of Se	Passed	2022	Percentag	800	900
Roll No/Enrollment No					88.89		
45263							

Subjects Taken(Comma Separated)

In the next step, you will need to enter the academic details. Here, you must ensure that the subjects are written in full.

**Hindi, English are just examples**

DASHBOARD
CHANGE PASSWORD
LOGOUT

Application status  
Applicant Details ✓  
Academic Details ✓  
Document Details ✗  
Photo & Signature ✗  
Select Subject ✗  
Preview ✗

Programme Bachelor of Arts NEP - (B.A)
Institute/Campus- BA (FYUP) SHAHEED MAHENDRA KARMA VISHWAVIDYALAYA,BASTAR, JAGDALPUR -(112)
Semester - I

Note: Uploaded image should be less than 200KB ( Scan to be done in 100dpi only). Only jpeg, jpg, png, bmp, Pdf formats are allowed.

Name of the Documents	Uploaded link	Upload	Type	
Secondary/Equivalent	Click here to view the document Original	Browse	Original	Upload
Higher Secondary/Equivalent	Click here to view the document Original	Browse	Original	Upload

Note: You can proceed forward only after uploading required documents. These documents are being asked in connection to the details entered in the Applicant details section.

Save & Proceed

In the next step, you will need to upload the required documents. To upload, first click the 'Browse' button to select your file, and then click the 'Upload' button

Academic Details	✓
Document Details	✓
Photo & Signature	✗
Select Subject	✗
Preview	✗

Uploaded Photo



Choose File No file chosen

(Passport size colour photo 4.5 cm x 3.5 cm)  
Note: Uploaded Image to be less than 100KB ( Scan to be done in 100dpi only) and only jpeg, .jpg formats are allowed.

Uploaded Signature



Choose File No file chosen

Note: Uploaded Image to be less than 100KB, and only jpeg, .jpg formats are allowed.

**In the next step, upload your photo and signature**

Dashboard / Select Subject
Welcome Rohit Test
Support

Application status	Subject Selection for for : B.A - (Bachelor of Arts NEP)			Institute/Campus- BA (FYUP) SHAHEED MAHENDRA KARMA VISHWAVIDYALAYA,BASTAR, JAGDALPUR-(112)	Semester - I
Applicant Details	✓				
Academic Details	✓				
Document Details	✓				
Photo & Signature	✓				
Select Subject	✗	Subject Combination : *			
Preview	✗	B.A. [Home Science,Geography,History]			

For First Semester (Sem - 1)

( DSC :Discipline Specific Core )

☒ (HOME SCIENCE)-HSSC-01-Introduction to Textiles

☒ (GEOGRAPHY)-GOSC-01-Fundamental of Physical Geography

**Now you have to select your subjects, where there are two options:**

Now carefully review your form, click on the checkbox, and then click the 'Confirm for Payment' button

Academic Name	Year of Passing	Roll No.	College / School	Board/ University	Obtained Marks	Total Marks	Percentage

Subject Details

S.NO	SUBJECT TYPE	SUBJECT NAME	COURSE CODE	COURSE TITLE

I Rohit Test hereby solemnly declare as oath that the entries made by me in the above columns are true to the best of my knowledge and belief and if at any time the entries are found to be incorrect, my Enrollment may be cancelled and disciplinary action may be initiated against me.

I have uploaded scanned document of the certificate/document along with the application form.

Signature of Candidate \_\_\_\_\_ Signature of Principal \_\_\_\_\_

☐ I CONFIRM THE ABOVE FORM & DECLARATION

[Confirm For Payment](#)

Now select the payment type.

Select Application(s) for Payment.

Exam Type	Course	Semester	Amount	Payment Type
				- Select Payment Mode-

[Refresh & Update Previous Payment](#)

Application Processing Fee Rates per Application.

Based on student payment performance on the portal, UPI payments have a lower success rate compared to Netbanking, Credit Cards, and Debit Cards. To improve the success rate, it is recommended to use Netbanking, Credit Cards, or Debit Cards instead of UPI.

Now click on Proceed to Pay.

Exam type	Course	Semester	Amount	Payment type
				UPI

[Refresh & Update Previous Payment](#)

Application Processing Fee Rates per Application.

Based on student payment performance on the portal, UPI payments have a lower success rate compared to Netbanking, Credit Cards, and Debit Cards. To improve the success rate, it is recommended to use Netbanking, Credit Cards, or Debit Cards instead of UPI.

Rates for	Fees
Application Fees	
Transaction Charges : 0 Fixed of the fees	
<b>Total:</b>	

[Proceed To Pay](#)

Thank You !

